

BERGEN MUNICIPAL EMPLOYEE BENEFITS FUND

REPORT OF AUDIT

FOR THE YEAR ENDED DECEMBER 31, 2021

BERGEN MUNICIPAL EMPLOYEE BENEFITS FUND

TABLE OF CONTENTS

| <u>Exhibit</u> | | <u>Page</u> |
|----------------|--|-------------|
| | Independent Auditor's Report | 1-3 |
| | Report on Internal Control Over Financial Reporting and on Compliance and Other Matters Based on an Audit of Financial Statements Performed in Accordance with Government Auditing Standards – Independent Auditor's Report | 4-5 |
| | Management's Discussion and Analysis | 6-8 |
| | Basic Financial Statements | |
| A | Comparative Statements of Net Position | 9 |
| A-1 | Comparative Statements of Revenues, Expenses and Changes in Net Position | 10 |
| A-2 | Comparative Statements of Cash Flows | 11 |
| | Notes to Financial Statements | 12-19 |
| | Required Supplementary Information | |
| B | Ten Year Claims Development Information | 20 |
| | Supplementary Schedules | |
| C | Combining Statement of Net Position | 21 |
| C-1 | Combining Statement of Revenues, Expenses and Changes in Net Position | 22 |
| C-2 | Combining Statement of Cash Flows | 23 |
| D | Historical Operating Results | 24 |
| E | Statement of Budgetary Expenses | 25 |
| F | Program Summary Fund Year 2021 | 26 |
| | Government Auditing Standards | |
| | Schedule of Findings and Responses | 27 |
| | Summary Schedule of Prior Year Auditing Findings and Responses | 27 |
| | Comments and Recommendations | 28 |
| | Acknowledgement | 28 |



LERCH, VINCI & HIGGINS, LLP
CERTIFIED PUBLIC ACCOUNTANTS
REGISTERED MUNICIPAL ACCOUNTANTS

DIETER P. LERCH, CPA, RMA, PSA
GARY J. VINCI, CPA, RMA, PSA
GARY W. HIGGINS, CPA, RMA, PSA
JEFFREY C. BLISS, CPA, RMA, PSA
PAUL J. LERCH, CPA, RMA, PSA
JULIUS B. CONSONI, CPA, PSA
ANDREW D. PARENTE, CPA, RMA, PSA

ELIZABETH A. SHICK, CPA, RMA, PSA
ROBERT W. HAAG, CPA, RMA, PSA
DEBRA GOLLE, CPA
MARK SACO, CPA
ROBERT LERCH, CPA
CHRISTOPHER VINCI, CPA, PSA
CHRISTINA CUIFFO, CPA

INDEPENDENT AUDITOR'S REPORT

Honorable Chairman and Members of the
Board of Commissioners
Bergen Municipal Employee Benefits Fund
9 Campus Drive, Suite 216
Parsippany, New Jersey 07054

Report on the Audit of the Financial Statements

Opinion

We have audited the accompanying financial statements of the Bergen Municipal Employee Benefits Fund (the "Fund"), as of and for the years ended December 31, 2021 and 2020, and the related notes to the financial statements, which collectively comprise the Bergen Municipal Employee Benefits Fund's basic financial statements as listed in the table of contents.

In our opinion, the financial statements referred to above present fairly, in all material respects, the financial position of the Bergen Municipal Employee Benefits Fund as of December 31, 2021 and 2020, and the respective changes in its financial position and its cash flows for the years then ended in accordance with accounting principles generally accepted in the United States of America.

Basis for Opinion

We conducted our audits in accordance with auditing standards generally accepted in the United States of America and the standards applicable to financial audits contained in Government Auditing Standards issued by the Comptroller General of the United States. Our responsibilities under those standards are further described in the Auditor's Responsibilities for the Audit of the Financial Statements section of our report. We are required to be independent of the Bergen Municipal Employee Benefits Fund and to meet our other ethical responsibilities, in accordance with the relevant ethical requirements relating to our audits. We believe that the audit evidence we have obtained is sufficient and appropriate to provide a basis for our audit opinion.

Responsibilities of Management for the Financial Statements

Management is responsible for the preparation and fair presentation of the financial statements in accordance with accounting principles generally accepted in the United States of America; and for the design, implementation, and maintenance of internal control relevant to the preparation and fair presentation of financial statements that are free from material misstatement, whether due to fraud or error.

In preparing the financial statements, management is required to evaluate whether there are conditions or events, considered in the aggregate, that raise substantial doubt about the Bergen Municipal Employee Benefits Fund's ability to continue as a going concern for twelve months beyond the financial statement date, including any currently known information that may raise substantial doubt shortly thereafter.

Auditor's Responsibilities for the Audit of Financial Statements

Our objectives are to obtain reasonable assurance about whether the financial statements as a whole are free from material misstatement, whether due to fraud or error, and to issue an auditor's report that includes our opinion. Reasonable assurance is a high level of assurance but is not absolute assurance and therefore is not a guarantee that an audit conducted in accordance with generally accepted auditing standards and Government Auditing Standards will always detect a material misstatement when it exists. The risk of not detecting a material misstatement resulting from fraud is higher than for one resulting from error, as fraud may involve collusion, forgery, intentional omissions, misrepresentations, or the override of internal control. Misstatements are considered material if there is a substantial likelihood that, individually or in the aggregate, they would influence the judgment made by a reasonable user based on the financial statements.

In performing an audit in accordance with generally accepted auditing standards and Government Auditing Standards we:

- Exercise professional judgement and maintain professional skepticism throughout the audit.
- Identify and assess the risks of material misstatement of the financial statements, whether due to fraud or error, and design and perform audit procedures responsive to those risks. Such procedures include examining, on a test basis, evidence regarding the amounts and disclosures in the financial statements.
- Obtain an understanding of internal control relevant to the audit in order to design audit procedures that are appropriate in the circumstances, but not for the purpose of expressing an opinion on the effectiveness of the Bergen Municipal Employee Benefits Fund's internal control. Accordingly, no such opinion is expressed.
- Evaluate the appropriateness of accounting policies used and the reasonableness of significant accounting estimates made by management, as well as evaluate the overall presentation of the financial statements.
- Conclude whether, in our judgment, there are conditions or events, considered in the aggregate, that raise substantial doubt about the Bergen Municipal Employee Benefits Fund's ability to continue as a going concern for a reasonable period of time.

We are required to communicate with those charged with governance regarding, among other matters, the planned scope and timing of the audit, significant audit findings, and certain internal control-related matters that we identified during the audit.

Required Supplementary Information


Accounting principles generally accepted in the United States of America require that the management's discussion and analysis and the ten year claims development information be presented to supplement the basic financial statements. Such information, although not a part of the basic financial statements, is required by the Governmental Accounting Standards Board who considers it to be an essential part of financial reporting for placing the basic financial statements in an appropriate operational, economic, or historical context. We have applied certain limited procedures to the required supplementary information in accordance with auditing standards generally accepted in the United States of America, which consisted of inquiries of management about the methods of preparing the information and comparing the information for consistency with management's responses to our inquiries, the basic financial statements, and other knowledge we obtained during our audit of the basic financial statements. We do not express an opinion or provide any assurance on the information because the limited procedures do not provide us with sufficient evidence to express an opinion or provide any assurance.


Supplementary Information

Our audit was conducted for the purpose of forming an opinion on the financial statements of the Bergen Municipal Employee Benefits Fund as a whole. The supplementary schedules listed in the table of contents are presented for purposes of additional analysis and are not a required part of the financial statements. The information has been subjected to the auditing procedures applied in the audit of the basic financial statements and certain additional procedures, including comparing and reconciling such information directly to the underlying accounting and other records used to prepare the basic financial statements or to the basic financial statements themselves, and other additional procedures in accordance with auditing standards generally accepted in the United States of America. In our opinion, the supplementary schedules listed in the table of contents, are fairly stated, in all material respects, in relation to the basic financial statements as a whole

Other Reporting Required by Government Auditing Standards

In accordance with Government Auditing Standards, we have also issued our report dated June 8, 2022 on our consideration of the Bergen Municipal Employee Benefits Fund's internal control over financial reporting and on our tests of its compliance with certain provisions of laws, regulations, contracts, and grant agreements and other matters. The purpose of that report is solely to describe the scope of our testing of internal control over financial reporting and compliance and the results of that testing, and not to provide an opinion on the effectiveness of the Bergen Municipal Employee Benefits Fund's internal control over financial reporting or on compliance. That report is an integral part of an audit performed in accordance with Government Auditing Standards in considering the Bergen Municipal Employee Benefits Fund's internal control over financial reporting and compliance.


LERCH, VINCI & HIGGINS, LLP
Certified Public Accountants
Registered Municipal Accountants


Gary J. Vinci
Registered Municipal Accountant
RMA Number CR00411

Fair Lawn, New Jersey
June 8, 2022



LERCH, VINCI & HIGGINS, LLP
CERTIFIED PUBLIC ACCOUNTANTS
REGISTERED MUNICIPAL ACCOUNTANTS

DIETER P. LERCH, CPA, RMA, PSA
GARY J. VINCI, CPA, RMA, PSA
GARY W. HIGGINS, CPA, RMA, PSA
JEFFREY C. BLISS, CPA, RMA, PSA
PAUL J. LERCH, CPA, RMA, PSA
JULIUS B. CONSONI, CPA, PSA
ANDREW D. PARENTE, CPA, RMA, PSA

ELIZABETH A. SHICK, CPA, RMA, PSA
ROBERT W. HAAG, CPA, RMA, PSA
DEBRA GOLLE, CPA
MARK SACO, CPA
ROBERT LERCH, CPA
CHRISTOPHER VINCI, CPA, PSA
CHRISTINA CUIFFO, CPA

**REPORT ON INTERNAL CONTROL OVER FINANCIAL
REPORTING AND ON COMPLIANCE AND OTHER MATTERS
BASED ON AN AUDIT OF FINANCIAL STATEMENTS PERFORMED IN
ACCORDANCE WITH GOVERNMENT AUDITING STANDARDS**

INDEPENDENT AUDITOR'S REPORT

Honorable Chairman and Members of the
Board of Commissioners
Bergen Municipal Employee Benefits Fund
9 Campus Drive, Suite 216
Parsippany, New Jersey 07054

We have audited, in accordance with the auditing standards generally accepted in the United States of America and the standards applicable to financial audits contained in Government Auditing Standards issued by the Comptroller General of the United States, the financial statements of the Bergen Municipal Employee Benefits Fund, as of and for the year ended December 31, 2021, and the related notes to the financial statements, which collectively comprise the Bergen Municipal Employee Benefits Fund's basic financial statements, as listed in the table of contents, and have issued our report thereon dated June 8, 2022.

Report on Internal Control over Financial Reporting

In planning and performing our audit of the financial statements, we considered the Bergen Municipal Employee Benefits Fund's internal control over financial reporting (internal control) as a basis for designing audit procedures that are appropriate in the circumstances for the purpose of expressing our opinion on the financial statements but not for the purpose of expressing an opinion on the effectiveness of the Bergen Municipal Employee Benefits Fund's internal control. Accordingly, we do not express an opinion on the effectiveness of the Bergen Municipal Employee Benefits Fund's internal control.

A deficiency in internal control exists when the design or operation of a control does not allow management or employees, in the normal course of performing their assigned functions, to prevent, or detect and correct, misstatements on a timely basis. A material weakness is a deficiency, or a combination of deficiencies, in internal control, such that there is a reasonable possibility that a material misstatement of the entity's financial statements will not be prevented, or detected and corrected on a timely basis. A significant deficiency is a deficiency, or a combination of deficiencies, in internal control that is less severe than a material weakness, yet important enough to merit attention by those charged with governance.


Our consideration of internal control was for the limited purpose described in the first paragraph of this section and was not designed to identify all deficiencies in internal control that might be material weaknesses or significant deficiencies. Given these limitations, during our audit we did not identify any deficiencies in internal control that we consider to be material weaknesses. However, material weaknesses may exist that have not been identified.


Report on Compliance and Other Matters

As part of obtaining reasonable assurance about whether the Bergen Municipal Employee Benefits Fund's financial statements are free from material misstatement, we performed tests of its compliance with certain provisions of laws, regulations, contracts, and grant agreements, noncompliance with which could have a direct and material effect on the financial statements. However, providing an opinion on compliance with those provisions was not an objective of our audit, and accordingly, we do not express such an opinion. The results of our tests disclosed no instances of noncompliance or other matters that are required to be reported under Government Auditing Standards.

Purpose of this Report

The purpose of this report is solely to describe the scope of our testing of internal control and compliance and the results of that testing, and not to provide an opinion on the effectiveness of the Bergen Municipal Employee Benefits Fund's internal control or on compliance. This report is an integral part of an audit performed in accordance with Government Auditing Standards in considering the Bergen Municipal Employee Benefits Fund's internal control and compliance. Accordingly, this communication is not suitable for any other purpose.


LERCH, VINCI & HIGGINS, LLP
Certified Public Accountants
Registered Municipal Accountants


Gary J. Vinci
Registered Municipal Accountant
RMA Number CR00411

Fair Lawn, New Jersey
June 8, 2022

MANAGEMENT'S DISCUSSION AND ANALYSIS

BERGEN MUNICIPAL EMPLOYEE BENEFITS FUND

Management Discussion and Analysis

This section of the annual financial report of the Bergen Municipal Employee Benefits Fund (the “BMED” or the “Fund”) presents a discussion and analysis of the financial performance of the Fund for the year ended December 31, 2021. Please read it in conjunction with the basic financial statements, the notes and supplementary schedules that follow this section.

Management’s Discussion and Analysis (MD&A) is an element of the Required Supplementary Information specified by the Governmental Accounting Standards Board. Certain comparative information between the current year (2021) and the prior two years (2020-2019) is required to be presented in the MD&A.

Overview of Basic Financial Statements

The Fund’s basic financial statements are prepared on the basis of accounting principles generally accepted in the United States of America for governmental entities and insurance enterprises where applicable. The primary purpose of the Fund is to provide medical and other health coverage for the members of the Fund. The Fund maintains separate enterprise funds by policy years and line of coverage. The basic financial statements are presented on an accrual basis of accounting. The three basic financial statements presented are as follows:

Statement of Net Position – This statement presents information reflecting the Fund’s assets, liabilities, and net position. Net position represents the amount of total assets less total liabilities.

Statement of Revenues, Expenses, and Changes in Net Position – This statement reflects the Fund’s operating revenues and expenses, as well as nonoperating items during the reporting period. The change in net position for an enterprise fund is similar to net profit or loss for any other insurance company.

Statement of Cash Flows – The statement of cash flows is presented on the direct method of reporting, which reflects cash flows from operating, investing and noncapital financing activities. Cash collections and payments are reflected in this statement to arrive at the net increase or decrease in cash for the calendar year.

Financial Highlights

The following schedules summarize the financial position and results of operations for the Fund as of and for the years ended December 31, 2021, 2020 and 2019.

Summary Statement of Net Position

| | <u>2021</u> | <u>2020</u> | <u>2019</u> | <u>2021 vs. 2020</u> Increase/ (Decrease) | <u>Increase/ (Decrease)</u> |
|----------------------|----------------------|----------------------|----------------------|---|---------------------------------|
| Assets | | | | | |
| Cash and Investments | \$ 21,350,261 | \$ 16,364,618 | \$ 16,678,715 | \$ 4,985,643 | 30.5% |
| Accounts Receivable | 3,776,700 | 2,998,730 | 1,298,492 | 777,970 | 25.9% |
| Prepaid Items | 1,500 | - | - | 1,500 | |
| Total Assets | <u>25,128,461</u> | <u>19,363,348</u> | <u>17,977,207</u> | <u>5,765,113</u> | 29.8% |
| Liabilities | | | | | |
| Other Liabilities | 1,081,045 | 1,217,258 | 1,364,624 | (136,213) | -11.2% |
| Loss Reserves | 6,730,761 | 2,350,000 | 1,968,000 | 4,380,761 | 186.4% |
| Total Liabilities | <u>7,811,806</u> | <u>3,567,258</u> | <u>3,332,624</u> | <u>4,244,548</u> | 119.0% |
| Net Position | <u>\$ 17,316,655</u> | <u>\$ 15,796,090</u> | <u>\$ 14,644,583</u> | <u>\$ 1,520,565</u> | 9.6% |

BERGEN MUNICIPAL EMPLOYEE BENEFITS FUND

Management Discussion and Analysis

Summary Statement of Revenues, Expenses and Changes in Net Position

| | <u>2021 vs. 2020</u> | | | | |
|--|----------------------|---------------------|---------------------|-------------------------|-------------------------|
| | <u>2021</u> | <u>2020</u> | <u>2019</u> | Increase/ (Decrease) | Increase/ (Decrease) |
| Operating Revenues | | | | | |
| Assessments | \$ 64,095,470 | \$ 35,304,088 | \$ 31,148,517 | \$ 28,791,382 | 81.6% |
| Operating Expenses | | | | | |
| Provision for Claims | 48,329,733 | 23,180,056 | 23,379,397 | 25,149,677 | 108.5% |
| HMO/PPO Premiums | 58,858 | 58,940 | 47,907 | (82) | -0.1% |
| Medicare Advantage | 5,571,556 | 4,344,488 | 2,347,231 | 1,227,068 | 28.2% |
| Retiree Surcharge | 211,169 | 28,191 | 21,298 | 182,978 | 649.1% |
| Excess Insurance Premiums | 1,643,280 | 1,000,741 | 1,204,931 | 642,539 | 64.2% |
| General and Administrative | 4,288,761 | 2,375,593 | 1,988,541 | 1,913,168 | 80.5% |
| Total Operating Expenses | <u>60,103,357</u> | <u>30,988,009</u> | <u>28,989,305</u> | <u>29,115,348</u> | 94.0% |
| Operating Income | <u>3,992,113</u> | <u>4,316,079</u> | <u>2,159,212</u> | <u>(323,966)</u> | -7.5% |
| Nonoperating Revenues and Distributions | | | | | |
| Equity Distribution | (3,002,329) | (4,241,453) | (3,497,725) | 1,239,124 | 29.2% |
| Interest and Dividend Income | 530,781 | 1,076,881 | 1,216,744 | (546,100) | -50.7% |
| Total Nonoperating Revenues/Distributions | <u>(2,471,548)</u> | <u>(3,164,572)</u> | <u>(2,280,981)</u> | <u>693,024</u> | 21.9% |
| Increase (Decrease) in Net Position | <u>\$ 1,520,565</u> | <u>\$ 1,151,507</u> | <u>\$ (121,769)</u> | <u>\$ 369,058</u> | 32.1% |

In 2021, the Board created the Metropolitan Health Insurance Fund (the “Metro HIF”). The Metro HIF includes five large cities and the inclusion of these communities had a significant financial impact on the BMED’s revenues and expenses for 2021. At December 31, 2021, BMED’s total assets increased by 29.8%. The year end cash and investment balance increased by approximately \$5 million mainly due to the inclusion of the Metro HIF. Liabilities increased with respect to a significant increase in IBNR loss reserves. Operating revenues and the provision for claims and claims expense increased considerably due to the inclusion of the Metro HIF. Overall, BMED’s unrestricted net position, or surplus, increased by approximately \$1.5 million or 9.6%.

At December 31, 2020, BMED’s total assets increased by 7.7%. The year end cash and investment balance decreased by approximately \$314 thousand mainly due to outstanding receivable balances as well as a lower rate of return with the Fund’s investments and an increase in equity distributions. Liabilities increased with respect to an increase in IBNR loss reserves. Operating revenues of the Fund increased by almost 13.3% due to a significant increase in participants in the Medicare advantage program. The Fund experienced a decrease of approximately \$200 thousand in the provision for claims and claims expense. Overall, BMED’s unrestricted net position, or surplus, increased by approximately \$1.2 million.

BERGEN MUNICIPAL EMPLOYEE BENEFITS FUND

Management Discussion and Analysis

Economic Conditions

The BMED continues to be affected by inflation of health benefit costs. The Fund's strategy is to continue to attempt to moderate such increases by leveraging purchasing power with other Funds, using one of the largest and most effective medical networks in the nation, and assisting members with plan design and labor negotiation efforts.

Requests for Information

This financial report is designed to provide a general overview of the Bergen Municipal Employee Benefits Fund's finances for all those who are interested. Questions concerning any of the information provided in this report or requests for additional financial information should be addressed to PERMA Risk Management Services, 9 Campus Drive, Suite 216, Parsippany, New Jersey 07054.

BASIC FINANCIAL STATEMENTS

**BERGEN MUNICIPAL EMPLOYEE BENEFITS FUND
COMPARATIVE STATEMENTS OF NET POSITION
AS OF DECEMBER 31, 2021 AND 2020**

| | <u>2021</u> | <u>2020</u> |
|---------------------|----------------------|----------------------|
| ASSETS | | |
| Cash | \$ 17,105,692 | \$ 9,134,242 |
| Investments | 4,244,569 | 7,230,376 |
| Receivables | | |
| Assessments | 2,608,783 | 1,582,866 |
| Accrued Interest | 8,615 | 22,616 |
| Excess Insurance | 574,668 | 86 |
| Dividend | - | 877,895 |
| Other | 584,634 | 515,267 |
| Prepaid Items | <u>1,500</u> | <u>-</u> |
| Total Assets | <u>25,128,461</u> | <u>19,363,348</u> |
| LIABILITIES | | |
| Liabilities | | |
| Accounts Payable | 359,686 | 128,954 |
| Dividend Payable | 547,327 | 213,304 |
| Unearned Revenue | 174,032 | 875,000 |
| Loss Reserves | | |
| IBNR | <u>6,730,761</u> | <u>2,350,000</u> |
| Total Liabilities | <u>7,811,806</u> | <u>3,567,258</u> |
| NET POSITION | | |
| Unrestricted | <u>17,316,655</u> | <u>15,796,090</u> |
| Total Net Position | <u>\$ 17,316,655</u> | <u>\$ 15,796,090</u> |

The Accompanying Notes are an Integral Part of these Statements.

BERGEN MUNICIPAL EMPLOYEE BENEFITS FUND
COMPARATIVE STATEMENTS OF REVENUES, EXPENSES AND CHANGES
IN NET POSITION
FOR THE YEARS ENDED DECEMBER 31, 2021 AND 2020

| | <u>2021</u> | <u>2020</u> |
|--------------------------------------|----------------------|----------------------|
| OPERATING REVENUES | | |
| Assessments | | |
| Employer Contributions | \$ 63,284,332 | \$ 34,640,015 |
| Employee/Cobra Contributions | <u>811,138</u> | <u>664,073</u> |
| Total Operating Revenues | <u>64,095,470</u> | <u>35,304,088</u> |
| OPERATING EXPENSES | | |
| Provisions for Claims | | |
| Benefits Paid To/For Participants | 45,666,294 | 24,392,192 |
| Excess Insurance Recoverable | (633,522) | (36,904) |
| Other Recoverables | (1,083,800) | (1,557,232) |
| Increase/(Decrease) in Loss Reserves | 4,380,761 | 382,000 |
| HMO/PPO Premiums | 58,858 | 58,940 |
| Medicare Advantage | 5,571,556 | 4,344,488 |
| Retiree Surcharge | 211,169 | 28,191 |
| Excess Insurance Premiums | 1,643,280 | 1,000,741 |
| General and Administrative | <u>4,288,761</u> | <u>2,375,593</u> |
| Total Operating Expenses | <u>60,103,357</u> | <u>30,988,009</u> |
| Operating Income | <u>3,992,113</u> | <u>4,316,079</u> |
| NONOPERATING REVENUES | | |
| Dividend Income | 528,876 | 877,895 |
| Interest Income | <u>1,905</u> | <u>198,986</u> |
| Total Nonoperating Revenues | <u>530,781</u> | <u>1,076,881</u> |
| Change in Net Position | 4,522,894 | 5,392,960 |
| Net Position, January 1, | <u>15,796,090</u> | <u>14,644,583</u> |
| | 20,318,984 | 20,037,543 |
| Equity Distribution | <u>(3,002,329)</u> | <u>(4,241,453)</u> |
| Net Position, December 31, | <u>\$ 17,316,655</u> | <u>\$ 15,796,090</u> |

The Accompanying Notes are an Integral Part of these Statements.

**BERGEN MUNICIPAL EMPLOYEE BENEFITS FUND
COMPARATIVE STATEMENTS OF CASH FLOWS
FOR THE YEARS ENDED DECEMBER 31, 2021 AND 2020**

| | <u>2021</u> | <u>2020</u> |
|--|----------------------|---------------------|
| CASH FLOWS FROM OPERATING ACTIVITIES | | |
| Cash Received from Members | \$ 63,076,623 | \$ 34,932,198 |
| Cash Paid for Claims, Premiums and Services | <u>(56,137,313)</u> | <u>(31,007,366)</u> |
| Net Cash Provided by Operating Activities | <u>6,939,310</u> | <u>3,924,832</u> |
| CASH FLOWS FROM INVESTING ACTIVITIES | | |
| Net (Purchase) Redemption of Investments | 2,985,807 | 2,804,068 |
| Dividend Received | 1,406,771 | |
| Interest Received | <u>15,906</u> | <u>236,682</u> |
| Net Cash Provided by Investing Activities | <u>4,408,484</u> | <u>3,040,750</u> |
| CASH FLOWS FROM NONCAPITAL FINANCING ACTIVITIES | | |
| Equity Distribution | <u>(3,376,344)</u> | <u>(4,475,611)</u> |
| Net Cash Provided (Used) by Noncapital Financing Activities | <u>(3,376,344)</u> | <u>(4,475,611)</u> |
| Net Change in Cash | 7,971,450 | 2,489,971 |
| Cash, January 1, | <u>9,134,242</u> | <u>6,644,271</u> |
| Cash, December 31, | <u>\$ 17,105,692</u> | <u>\$ 9,134,242</u> |
| RECONCILIATION OF OPERATING INCOME TO NET CASH PROVIDED BY OPERATING ACTIVITIES | | |
| Operating Income | \$ 3,992,113 | \$ 4,316,079 |
| Adjustments: | | |
| Changes in Operating Assets and Liabilities | | |
| (Increase) Decrease in Assessments Receivable | (1,025,917) | (371,890) |
| (Increase) Decrease in Excess Insurance Recoverable | (574,582) | 1,784 |
| (Increase) Decrease in Other Receivables | (69,367) | (489,933) |
| (Increase) Decrease in Prepaid Items | (1,500) | |
| Increase (Decrease) in Accounts Payable | 230,732 | 86,792 |
| Increase (Decrease) in Unearned Revenue | 7,070 | |
| Increase (Decrease) in IBNR | <u>4,380,761</u> | <u>382,000</u> |
| Net Cash Provided by Operating Activities | <u>\$ 6,939,310</u> | <u>\$ 3,924,832</u> |

The Accompanying Notes are an Integral Part of these Statements.

NOTES TO FINANCIAL STATEMENTS

**BERGEN MUNICIPAL EMPLOYEE BENEFITS FUND
NOTES TO FINANCIAL STATEMENTS
YEARS ENDED DECEMBER 31, 2021 AND 2020**

NOTE 1 SUMMARY OF SIGNIFICANT ACCOUNTING POLICIES

A. Reporting Entity

The Bergen Municipal Employee Benefits Fund (the "Fund") was established on April 1, 1992, in accordance with P.L. 1983, C. 372, entitled "An act concerning joint insurance funds for local units of government, and supplementing Chapter 10 of Title 40A of the New Jersey Statutes". The Fund is a self-administered group of local government entities formed for the purpose of providing employee benefits for its members. The following coverages are offered by the Fund to its members at the choice of the individual member unit.

- a) Medical
- b) Dental
- c) Prescription

Each entity assigns a Commissioner to the Fund. The Board of Commissioners (the "Board"), which governs as the executive committee, is elected and consists of seven (7) commissioners and two (2) alternates. The Board also elects the chairperson and secretary who serve co-terminously with their underlying local office until January 1st of the following year.

The Board may approve subsequent membership by two-thirds vote or may terminate any member by two-thirds vote after proper notice has been given. A participant may withdraw its membership by giving appropriate notice.

The exact terms and conditions of coverage are detailed in the Fund's Risk Management Plan.

B. Basis of Presentation – Financial Statements

The accounts of the Fund are organized on the basis of funds, each of which is considered a separate accounting entity. The operations of each fund are accounted for with a separate set of self-balancing accounting records that comprise its assets, liabilities, net position, revenues and expenses. The Fund's resources are allocated and accounted for in individual funds based upon the purposes for which they are to be spent and the means by which spending activities are controlled. The various activities are grouped by Fund Year into one generic fund.

The Fund reports the following major proprietary fund:

Enterprise Fund - The Enterprise Fund is used to account for the Fund's operations which are financed and operated in a manner similar to private enterprises, where the intent of the Board is that the costs (insurance claims, administrative expenses) of providing goods or services to its users on a continuing basis be financed or recovered primarily through user charges (i.e., insurance assessments).

The Proprietary Fund financial statements are reported using the economic resources measurement focus and the accrual basis of accounting. All assets and all liabilities associated with these operations are included on the Statement of Net Position. Revenues are recorded when earned and expenses are recorded at the time liabilities are incurred, regardless of the timing of related cash flows.

**BERGEN MUNICIPAL EMPLOYEE BENEFITS FUND
NOTES TO FINANCIAL STATEMENTS
YEARS ENDED DECEMBER 31, 2021 AND 2020**

NOTE 1 SUMMARY OF SIGNIFICANT ACCOUNTING POLICIES (Continued)

C. Measurement Focus and Basis of Accounting

The Fund utilizes the accrual basis of accounting whereby income is recorded as earned and expenses recorded as incurred. Proprietary funds distinguish operating revenues and expenses from nonoperating items. Operating revenues and expenses generally result from providing services and producing and delivering goods in connection with a proprietary fund's principal ongoing operations. The principal operating revenues are assessments to government entities and former employees of those entities. Operating expenses for enterprise funds include the cost of services (i.e., adjudication and processing of insurance claims) and administrative expenses. All revenues and expenses not meeting this definition are reported as nonoperating revenues and expenses.

Monies are disbursed solely for the payment of claims, allocated claim expenses, and excess insurance premiums by fund year for the following funds:

Medical Fund – Insures against any and all medical claims under the terms of the individual municipality's agreement. This fund also includes Medicare Advantage which provides medical coverage to individual municipality's Medicare eligible retirees.

Dental Fund – Insures against any and all dental claims under the terms of the individual municipality's agreement.

Prescription Fund – Insures against any and all prescription claims under the terms of the individual municipality's agreement.

Rate Stabilization Reserve (RSR) Fund – Provides resources to stabilize the rate to insure against unforeseen occurrences.

Reinsurance Fund – Provides excess insurance coverage for medical claims over the Fund's self-insured retention.

General and Administrative Fund – Utilized for payment of the Fund's operating expenses, loss prevention activities and various professional fees.

Cash and Investments

Cash includes amounts in demand deposits as well as short-term investments with a maturity date within three months of the date acquired by the government. Investments are stated at fair value and are limited by N.J.S.A. 40A:5 et seq.

Assessments

Assessments are computed annually by the Executive Director and approved by the Board of Commissioners. The rates are approved annually for each type of coverage. The Executive Director bills the participating members monthly based on the entity's employee census for each type of coverage. Assessments are accrued as revenue in the Fund Year for which they are levied against.

**BERGEN MUNICIPAL EMPLOYEE BENEFITS FUND
NOTES TO FINANCIAL STATEMENTS
YEARS ENDED DECEMBER 31, 2021 AND 2020**

NOTE 1 SUMMARY OF SIGNIFICANT ACCOUNTING POLICIES (Continued)

C. Measurement Focus and Basis of Accounting (Continued)

Assessments Receivable

All receivables are reported at their gross value and when appropriate, are reduced by the estimated portion that is expected to be uncollectible.

Expenses

Expenses are recognized in the accounting period in which the liability is incurred and measurable.

Accounts Payable

Purchase orders outstanding for services rendered prior to December 31 are reported as expenses through the establishment of accounts payable.

Income Taxes

In the opinion of management, the Fund is not subject to federal or state income taxes.

Budgets

An annual budget is adopted prior to the commencement of the fiscal year. Budgets are prepared using the accrual basis of accounting. The legal level of budgetary control is established by line item account and total resources available within each Fund Year. All budget amendments must be approved by the Board of Commissioners. Budget amendments during the year were insignificant. Formal budgetary integration into the accounting system is employed as a management control device during the year. Unexpended appropriations lapse at year end.

Loss Reserves

The Fund established claim liabilities is based on estimates of the ultimate cost of claims (including future claim adjustment expenses) that have been reported but not settled, and of claims that have been incurred but not reported (IBNR). The length of time for which such costs must be estimated varies depending on the coverage involved. Estimated amounts of salvage and subrogation and reinsurance recoverable on unpaid claims are deducted from the liability for unpaid claims. Because actual claims costs depend on such complex factors as inflation, changes in doctrines of legal liability, and damage awards, the process used in computing claims liabilities does not necessarily result in an exact amount. Claim liabilities are recomputed periodically using a variety of actuarial and statistical techniques to produce current estimates that reflect recent settlements, claim frequency, and other economic and social factors. A provision for inflation in the calculation of estimated future claims costs is implicit in the calculation because reliance is placed both on actual historical data that reflects past inflation and on other factors that are considered to be appropriate modifiers of past experience. Adjustments to claims liabilities are charged or credited to expense in the periods in which they are made.

**BERGEN MUNICIPAL EMPLOYEE BENEFITS FUND
NOTES TO FINANCIAL STATEMENTS
YEARS ENDED DECEMBER 31, 2021 AND 2020**

NOTE 1 SUMMARY OF SIGNIFICANT ACCOUNTING POLICIES (Continued)

C. Measurement Focus and Basis of Accounting (Continued)

Reinsurance/Excess Insurance

The Fund uses reinsurance agreements to reduce its exposure to significant losses on insurance claims. The Fund has entered into a Joint Purchase Agreement with the Municipal Reinsurance Health Insurance Fund (MRHIF) by purchasing excess insurance with other New Jersey health insurance funds. The MRHIF provides the members of the participating health insurance funds with reinsurance. The Fund does not report excess risks as liabilities unless it is probable that those risks will not be covered by reinsurers.

Reinsurance premiums for the years ended December 31, 2021 and 2020 were \$1,643,280 and \$1,000,741, respectively. Currently, the total claims in the medical, dental and prescription loss funds do not exceed the self-insured retention level for Fund Years 2021 and 2020.

Unearned Revenue

Balance of equity distribution, which was not disbursed to the members but will be utilized to offset future assessments.

Prepaid Items

Certain payments to vendors reflect costs applicable to future accounting periods and are recorded as prepaid items.

Total Columns

The combining financial statements include a total column to indicate that they are presented only to facilitate financial analysis. Interfund transactions have not been eliminated from the total column of the individual fund year combining financial statements, but have been eliminated on the basic financial statements.

Use of Estimates

The preparation of financial statements requires management of the Fund to make estimates and assumptions that affect the reported amounts of assets and liabilities and disclosure of contingent assets and liabilities at the date of the financial statements and the reported amounts of revenues and expenses during the reporting period. Accordingly, actual results could differ from those estimates.

NOTE 2 CASH DEPOSITS AND INVESTMENTS

The Fund considers cash in banks, certificates of deposit and deposits with the New Jersey Cash Management Fund as cash and cash equivalents.

Cash Deposits

The Fund's cash deposits are insured through either the Federal Depository Insurance Corporation (FDIC), Securities Investor Protection Corporation (SIPC) or New Jersey's Governmental Unit Deposit Protection Act (GUDPA). The Fund is required to deposit funds in a depository which is protecting such funds pursuant to GUDPA. The New Jersey Governmental Unit Deposit Protection Act requires all banks doing business in the State of New Jersey to pledge collateral equal to at least 5% of the average amount of its public deposits and 100% of the average amount of its public funds in excess of the lesser of 75% of its capital funds or \$200 million for all deposits not covered by the FDIC.

**BERGEN MUNICIPAL EMPLOYEE BENEFITS FUND
NOTES TO FINANCIAL STATEMENTS
YEARS ENDED DECEMBER 31, 2021 AND 2020**

NOTE 2 CASH DEPOSITS AND INVESTMENTS (Continued)

Cash Deposits (Continued)

Bank balances are insured up to \$250,000 in the aggregate by the FDIC for each bank. At December 31, 2021 and 2020, the book value of the Fund's deposits was \$17,105,692 and \$9,134,242 and bank balances of the Fund's cash and deposits amounted to \$17,196,087 and \$9,224,581. The Fund's deposits which are displayed on the statement of net position as "cash" are categorized as:

| <u>Depository Account</u> | <u>Bank Balance</u> | |
|------------------------------|----------------------|---------------------|
| | <u>2021</u> | <u>2020</u> |
| Insured | \$ 14,229,340 | \$ 9,224,581 |
| Uninsured and Collateralized | <u>2,966,747</u> | <u>-</u> |
| | <u>\$ 17,196,087</u> | <u>\$ 9,224,581</u> |

Custodial Credit Risk – Deposits – Custodial credit risk is the risk that in the event of a bank failure, the government's deposits may not be returned to it. The Fund does have a policy for custodial credit risk. As of December 31, 2021 and 2020, the Fund's bank balances were exposed to custodial credit risk as follows:

| | <u>2021</u> | <u>2020</u> |
|---|--------------------|-------------|
| Uninsured and Collateralized | | |
| Collateral held by pledging financial Institution's Trust department not in the Fund's name | <u>\$2,966,747</u> | <u>\$ -</u> |

Joint Cash Management and Investment Program

The Joint Cash Management and Investment program (the "JCMI") was created by P.L. 2018 Chapter 40 of the New Jersey Statutes which allowed Joint Insurance Funds to pool their funds and broaden the investments that they are permitted to use. The law provides restrictions to these investments. The investment must be purchased at fair market value, guaranteed as interest and principal, and must have a credit rating of A3 or higher by Moody's Investor Service, or an A- or higher by Standard and Poors Corporation. The maturity cannot be greater than 20 years. In addition, only 50% of the investment portfolio may be comprised of such long-term investments, without prior approval of the New Jersey Department of Community Affairs.

Investments

The Fund is permitted to invest public funds in accordance with the types of securities authorized by New Jersey Statutes. Investments include bonds or other obligations of the United States or obligations guaranteed by the United States of America, Government Money Market Mutual Funds, Local Government investment pools, Joint Cash Management and Investment Programs and agreements or the repurchase of fully collateralized securities, if transacted in accordance with the New Jersey Statutes.

As of December 31, 2021 and 2020, the fair value of the Fund's outstanding investments was:

| | <u>2021</u> | <u>2020</u> |
|----------------------------|--------------------|--------------------|
| U.S. Government Securities | <u>\$4,244,569</u> | <u>\$7,230,376</u> |

**BERGEN MUNICIPAL EMPLOYEE BENEFITS FUND
NOTES TO FINANCIAL STATEMENTS
YEARS ENDED DECEMBER 31, 2021 AND 2020**

NOTE 2 CASH DEPOSITS AND INVESTMENTS (Continued)

Investments (Continued)

Interest Rate Risk – Interest rate risk is the risk that changes in the market interest rate will adversely affect the fair value of an investment. The Fund does have a formal investment policy that limits investment maturities as a means of managing its exposure to fair value losses arising from increasing interest rates.

Credit Risk – Generally, credit risk is the risk that an issuer of an investment will not fulfill its obligation to the holder of the investment. State Law limits investments as noted above (N.J.S.A 40A:5-15.1). The Fund does not have an investment policy that would further limit its investment choices.

The fair value of the above-listed investment was based on quoted market prices.

NOTE 3 UNPAID CLAIMS LIABILITIES

The Fund has established a liability for both reported and unreported insured events, which includes estimates of both future payments of losses and related claim adjustment expenses.

The Fund has established a liability for unreported insured events. This liability includes estimates of both future payments of losses and related claim adjustment expenses. The following represents changes in the aggregate reserves for the Fund for the years ended December 31, 2021 and 2020:

| <u>December 31, 2021</u> | <u>Fund Years</u> | | |
|---|-------------------|--------------|---------------|
| | <u>2019</u> | <u>2020</u> | <u>2021</u> |
| Unpaid Claims and Claim Adjustment Expenses, January 1, 2021 | \$ 35,000 | \$ 2,315,000 | |
| Incurred Claims and Claim Adjustment Expenses | | | |
| Provision for Insured Events of the | | | |
| Prior Years | 33,150 | 239,487 | |
| Current Year | - | - | \$ 48,010,626 |
| | 68,150 | 2,554,487 | 48,010,626 |
| Payments | | | |
| Claims and Claim Adjustment Expenses | | | |
| Attributable to Insured Events of the | | | |
| Prior Years | (68,150) | (2,554,487) | |
| Current Year | - | - | (41,279,865) |
| Unpaid Claims and Claim Adjustment Expenses, December 31, 2021 | \$ - | \$ - | \$ 6,730,761 |

**BERGEN MUNICIPAL EMPLOYEE BENEFITS FUND
NOTES TO FINANCIAL STATEMENTS
YEARS ENDED DECEMBER 31, 2021 AND 2020**

NOTE 3 UNPAID CLAIMS LIABILITIES

| <u>December 31, 2020</u> | Fund Years | | |
|--|-------------|------------------|---------------------|
| | <u>2018</u> | <u>2019</u> | <u>2020</u> |
| Unpaid Claims and Claim Adjustment Expenses, January 1, 2020 | \$ 135,036 | \$ 1,832,964 | |
| Incurred Claims and Claim Adjustment Expenses | | | |
| Provision for Insured Events of the | | | |
| Prior Years | 250,632 | (556,367) | |
| Current Year | - | - | \$ 23,485,791 |
| | 385,668 | 1,276,597 | 23,485,791 |
| Payments | | | |
| Claims and Claim Adjustment Expenses | | | |
| Attributable to Insured Events of the | | | |
| Prior Years | (385,668) | (1,241,597) | |
| Current Year | - | - | (21,170,791) |
| Unpaid Claims and Claim Adjustment Expenses, December 31, 2020 | <u>\$ -</u> | <u>\$ 35,000</u> | <u>\$ 2,315,000</u> |

NOTE 4 DETAILED NOTES ON ALL FUNDS

Receivables

Receivables as of December 31, 2021 and 2020 for the fund in the aggregate are as follows. In the opinion of management the year end receivables are collectible, thus, an allowance for uncollectible accounts is not required.

| <u>December 31, 2021</u> | Fund Years | | | Total |
|--------------------------|---------------------|------------------|---------------------|---------------------|
| | <u>Closed Years</u> | <u>2020</u> | <u>2021</u> | |
| Receivables: | | | | |
| Assessments | | | \$ 2,608,783 | \$ 2,608,783 |
| Accrued Interest | \$ 2,642 | \$ 2,678 | 3,295 | 8,615 |
| Excess Insurance | | 39,139 | 535,529 | 574,668 |
| Other | - | - | 584,634 | 584,634 |
| | <u>\$ 2,642</u> | <u>\$ 41,817</u> | <u>\$ 3,732,241</u> | <u>\$ 3,776,700</u> |

| <u>December 31, 2020</u> | Fund Years | | | Total |
|--------------------------|---------------------|-----------------|---------------------|---------------------|
| | <u>Closed Years</u> | <u>2019</u> | <u>2020</u> | |
| Receivables: | | | | |
| Assessments | | | \$ 1,582,866 | \$ 1,582,866 |
| Accrued Interest | \$ 11,305 | \$ 3,458 | 7,853 | 22,616 |
| Excess Insurance | | 86 | | 86 |
| Dividend | 877,895 | | | 877,895 |
| Other | - | - | 515,267 | 515,267 |
| | <u>\$ 889,200</u> | <u>\$ 3,544</u> | <u>\$ 2,105,986</u> | <u>\$ 2,998,730</u> |

**BERGEN MUNICIPAL EMPLOYEE BENEFITS FUND
NOTES TO FINANCIAL STATEMENTS
YEARS ENDED DECEMBER 31, 2021 AND 2020**

NOTE 5 DEFICIT NET POSITION

At December 31, 2021 and 2020, the following individual funds net position accounts were in a deficit position:

| | <u>2021</u> | <u>2020</u> |
|------------------------------|-------------|-------------|
| <u>Fund Year 2021</u> | | |
| Reinsurance | \$61,787 | |
| <u>Fund Year 2020</u> | | |
| Reinsurance | 9,732 | \$9,732 |
| <u>Fund Year 2019</u> | | |
| Prescription | | 4,465 |
| Reinsurance | | 11,751 |

Currently, the Fund’s management has no plans to levy additional assessments to the participating municipalities to eliminate the above deficits.

NOTE 6 MEMBERSHIP IN JOINT INSURANCE FUNDS

The Fund is a member of the Municipal Reinsurance Health Insurance Fund (the “MRHIF”). The MRHIF is an insured and self-administered group of New Jersey health insurance funds established for the purpose of providing low-cost health insurance coverage for their respective members in the form of reinsurance. Each member appoints an official to represent their respective entity for the purpose of creating a governing body from which officers of the MRHIF are elected.

As a member of the MRHIF, the Fund could be subject to supplemental assessments in the event of a deficiency. If the assets of the MRHIF were to be exhausted, members would become responsible for their respective shares of the MRHIF’s liabilities.

The MRHIF can declare and distribute dividends to members upon approval of the State of New Jersey Department of Banking and Insurance. These distributions are divided among the members in the same ratio as their individual assessment related to the total assessments of the participating Funds for that Fund Year.

Selected financial information for the MRHIF Fund as of and for the years ended December 31, 2021 and 2020 is as follows:

| | <u>2021</u> | <u>2020</u> |
|--------------------------|--------------|--------------|
| Total Assets | \$31,621,075 | \$30,695,483 |
| Net Position | 9,687,884 | 17,076,617 |
| Total Operating Revenues | 17,020,918 | 15,360,074 |
| Investment Income | 66,114 | 212,934 |
| Total Operating Expenses | 19,975,765 | 9,194,778 |
| Change in Net Position | (7,388,733) | 1,971,863 |
| Equity Distributions | 4,500,000 | 4,406,367 |

REQUIRED SUPPLEMENTARY INFORMATION

**BERGEN MUNICIPAL EMPLOYEE BENEFITS FUND
TEN-YEAR CLAIMS DEVELOPMENT INFORMATION
FUND YEARS 2012 THROUGH 2021**

| | Fund Years | | | | | | | | | |
|--|---------------|---------------|---------------|---------------|---------------|---------------|---------------|---------------|---------------|---------------|
| | 2012 | 2013 | 2014 | 2015 | 2016 | 2017 | 2018 | 2019 | 2020 | 2021 |
| Net Earned Required Contribution and Investment Revenue | \$ 20,735,363 | \$ 21,865,205 | \$ 19,646,269 | \$ 21,840,865 | \$ 26,983,840 | \$ 31,755,951 | \$ 32,101,275 | \$ 31,229,299 | \$ 35,321,555 | \$ 64,091,306 |
| Unallocated Expenses | 2,785,665 | 3,242,428 | 3,335,181 | 3,377,559 | 4,279,532 | 4,820,290 | 5,970,495 | 5,680,777 | 7,699,460 | 11,871,578 |
| Estimated Incurred Claims and Expenses, End of Policy Year | 17,337,047 | 16,841,029 | 14,516,444 | 15,567,851 | 18,766,900 | 24,623,245 | 24,393,950 | 23,601,735 | 23,485,791 | 48,010,626 |
| Paid (Cumulative) as of: | | | | | | | | | | |
| End of Initial Year | 16,128,759 | 15,224,219 | 13,360,128 | 13,989,773 | 16,662,843 | 21,326,245 | 22,932,891 | 21,768,771 | 21,170,791 | 41,279,865 |
| One Year Later | 17,170,710 | 16,356,437 | 13,966,932 | 14,955,183 | 18,760,845 | 24,123,301 | 23,992,959 | 23,010,454 | 23,725,278 | |
| Two Years Later | 16,882,587 | 16,356,437 | 13,966,932 | 14,955,183 | 18,760,845 | 24,123,301 | 23,992,959 | 23,010,454 | | |
| Three Years Later | 16,882,587 | 16,356,437 | 13,966,932 | 14,955,183 | 18,760,845 | 24,123,301 | 23,992,959 | | | |
| Four Years Later | 16,882,587 | 16,356,437 | 13,966,932 | 14,955,183 | 18,760,845 | 24,123,301 | | | | |
| Five Years Later | 16,882,587 | 16,356,437 | 13,966,932 | 14,955,183 | 18,760,845 | | | | | |
| Six Years Later | 16,882,587 | 16,356,437 | 13,966,932 | 14,955,183 | | | | | | |
| Seven Years Later | 16,882,587 | 16,356,437 | 13,966,932 | | | | | | | |
| Eight Years Later | 16,882,587 | 16,356,437 | | | | | | | | |
| Nine Years Later | 16,882,587 | | | | | | | | | |
| Reestimated Incurred Claims and Expenses | 17,337,047 | 16,841,029 | 14,516,444 | 15,567,851 | 18,766,900 | 24,623,245 | 24,393,950 | 23,601,735 | 23,485,791 | 48,010,626 |
| End of Policy Year | 16,899,568 | 16,364,562 | 13,974,296 | 14,967,857 | 18,634,185 | 23,502,532 | 24,126,125 | 23,045,368 | 23,725,278 | |
| One Year Later | 16,882,587 | 16,364,562 | 13,974,296 | 14,967,857 | 18,634,185 | 23,502,532 | 24,126,125 | 23,045,368 | | |
| Two Years Later | 16,882,587 | 16,364,562 | 13,974,296 | 14,967,857 | 18,634,185 | 23,502,532 | 24,126,125 | | | |
| Three Years Later | 16,882,587 | 16,364,562 | 13,974,296 | 14,967,857 | 18,634,185 | 23,502,532 | | | | |
| Four Years Later | 16,882,587 | 16,364,562 | 13,974,296 | 14,967,857 | 18,634,185 | | | | | |
| Five Years Later | 16,882,587 | 16,364,562 | 13,974,296 | 14,967,857 | 18,634,185 | | | | | |
| Six Years Later | 16,882,587 | 16,364,562 | 13,974,296 | 14,967,857 | | | | | | |
| Seven Years Later | 16,882,587 | 16,364,562 | 13,974,296 | | | | | | | |
| Eight Years Later | 16,882,587 | 16,364,562 | | | | | | | | |
| Nine Years Later | 16,882,587 | | | | | | | | | |
| Increase (Decrease) in Estimated Incurred Claims and Expenses From End of Initial Year | (454,460) | (476,467) | (542,148) | (599,994) | (132,715) | (1,120,713) | (267,825) | (556,367) | 239,487 | - |

Note: In the third or fourth year of the above Fund Years, the Board created a Closed Years Contingency Fund, which consolidated the prior year open Fund Years. As a result, the above individual Fund Years have not been updated to report the respective transactions for years three to ten.

SUPPLEMENTARY SCHEDULES

BERGEN MUNICIPAL EMPLOYEE BENEFITS FUND
COMBINING STATEMENT OF NET POSITION
AS OF DECEMBER 31, 2021

| | Closed Years Contingency | <u>Fund Years</u> | | |
|---------------------|-----------------------------|---------------------|---------------------|----------------------|
| | <u>Fund</u> | <u>2020</u> | <u>2021</u> | <u>Total</u> |
| ASSETS | | | | |
| Cash | \$ 7,949,750 | \$ 3,094,266 | \$ 6,061,676 | \$ 17,105,692 |
| Investments | 1,972,633 | 767,804 | 1,504,132 | 4,244,569 |
| Receivables | | | | |
| Assessments | | | 2,608,783 | 2,608,783 |
| Accrued Interest | 2,642 | 2,678 | 3,295 | 8,615 |
| Excess Insurance | | 39,139 | 535,529 | 574,668 |
| Dividend | | | | - |
| Other | | | 584,634 | 584,634 |
| Prepaid Items | - | - | 1,500 | 1,500 |
| | <u>9,925,025</u> | <u>3,903,887</u> | <u>11,299,549</u> | <u>25,128,461</u> |
| Total Assets | | | | |
| LIABILITIES | | | | |
| Liabilities | | | | |
| Accounts Payable | | | 359,686 | 359,686 |
| Dividend Payable | 547,327 | | | 547,327 |
| Unearned Revenue | 166,962 | 7,070 | | 174,032 |
| Loss Reserves | | | | |
| IBNR | - | - | 6,730,761 | 6,730,761 |
| | <u>714,289</u> | <u>7,070</u> | <u>7,090,447</u> | <u>7,811,806</u> |
| Total Liabilities | | | | |
| NET POSITION | | | | |
| Unrestricted | <u>9,210,736</u> | <u>3,896,817</u> | <u>4,209,102</u> | <u>17,316,655</u> |
| | | | | |
| Total Net Position | <u>\$ 9,210,736</u> | <u>\$ 3,896,817</u> | <u>\$ 4,209,102</u> | <u>\$ 17,316,655</u> |

BERGEN MUNICIPAL EMPLOYEE BENEFITS FUND
COMBINING STATEMENT OF REVENUES, EXPENSES AND CHANGES
IN NET POSITION
FOR THE YEAR ENDED DECEMBER 31, 2021

| | Closed Years Contingency | Fund Years | | Total |
|--------------------------------------|-----------------------------|--------------|---------------|---------------|
| | Fund | 2020 | 2021 | |
| OPERATING REVENUES | | | | |
| Assessments | | | | |
| Employer Contributions | | | \$ 63,284,332 | \$ 63,284,332 |
| Employee/Cobra Contributions | - | - | 811,138 | 811,138 |
| | ----- | ----- | ----- | ----- |
| Total Revenues | - | - | 64,095,470 | 64,095,470 |
| OPERATING EXPENSES | | | | |
| Provision for Claims | | | | |
| Benefits Paid to/for Participants | \$ 114,657 | \$ 2,693,780 | 42,857,857 | 45,666,294 |
| Excess Insurance Recoverable | (37) | (97,956) | (535,529) | (633,522) |
| Other Recoverables | | (41,337) | (1,042,463) | (1,083,800) |
| Increase/(Decrease) in Loss Reserves | (35,000) | (2,315,000) | 6,730,761 | 4,380,761 |
| HMO/PPO Premiums | | | 58,858 | 58,858 |
| Medicare Advantage | | | 5,571,556 | 5,571,556 |
| Retiree Surcharge | | (3,977) | 215,146 | 211,169 |
| Excess Insurance Premiums | | | 1,643,280 | 1,643,280 |
| General and Administrative | 1,946 | (95,923) | 4,382,738 | 4,288,761 |
| | ----- | ----- | ----- | ----- |
| Total Expenses | 81,566 | 139,587 | 59,882,204 | 60,103,357 |
| Operating Income (Loss) | (81,566) | (139,587) | 4,213,266 | 3,992,113 |
| NONOPERATING REVENUES | | | | |
| Dividend Income | 528,876 | | | 528,876 |
| Interest Income | 4,737 | 1,332 | (4,164) | 1,905 |
| | ----- | ----- | ----- | ----- |
| Total Nonoperating Revenues | 533,613 | 1,332 | (4,164) | 530,781 |
| Change in Net Position | 452,047 | (138,255) | 4,209,102 | 4,522,894 |
| Net Position, January 1, 2021 | 11,761,018 | 4,035,072 | - | 15,796,090 |
| | ----- | ----- | ----- | ----- |
| | 12,213,065 | 3,896,817 | 4,209,102 | 20,318,984 |
| Equity Distribution | (3,002,329) | - | - | (3,002,329) |
| | ----- | ----- | ----- | ----- |
| Net Position, December 31, 2021 | \$ 9,210,736 | \$ 3,896,817 | \$ 4,209,102 | \$ 17,316,655 |
| | ----- | ----- | ----- | ----- |

BERGEN MUNICIPAL EMPLOYEE BENEFITS FUND
COMBINING STATEMENT OF CASH FLOWS
FOR THE YEAR ENDED DECEMBER 31, 2021

| | Closed Years Contingency | Fund Years | | Total |
|--|-----------------------------|--------------|---------------|---------------|
| | <u>Fund</u> | <u>2020</u> | <u>2021</u> | |
| CASH FLOWS FROM OPERATING ACTIVITIES | | | | |
| Cash Received from Members | | \$ 1,589,936 | \$ 61,486,687 | \$ 63,076,623 |
| Cash Paid for Claims, Premiums and Services | \$ (118,913) | (2,104,980) | (53,913,420) | (56,137,313) |
| Net Cash Provided (Used) by Operating Activities | (118,913) | (515,044) | 7,573,267 | 6,939,310 |
| CASH FLOWS FROM INVESTING ACTIVITIES | | | | |
| Net (Purchase) Redemption of Investments | 3,326,678 | 1,163,261 | (1,504,132) | 2,985,807 |
| Dividend Received | 1,406,771 | | | 1,406,771 |
| Interest Received | 16,858 | 6,507 | (7,459) | 15,906 |
| Net Cash Provided (Used) by Investing Activities | 4,750,307 | 1,169,768 | (1,511,591) | 4,408,484 |
| CASH FLOWS FROM NONCAPITAL FINANCING ACTIVITIES | | | | |
| Equity Distribution | (3,376,344) | - | - | (3,376,344) |
| Net Cash (Used) by Noncapital Financing Activities | (3,376,344) | - | - | (3,376,344) |
| Net Change in Cash | 1,255,050 | 654,724 | 6,061,676 | 7,971,450 |
| Cash, January 1, 2021 | 6,694,700 | 2,439,542 | - | 9,134,242 |
| Cash, December 31, 2021 | \$ 7,949,750 | \$ 3,094,266 | \$ 6,061,676 | \$ 17,105,692 |
| RECONCILIATION OF OPERATING INCOME (LOSS) TO NET CASH PROVIDED (USED) BY OPERATING ACTIVITIES | | | | |
| Operating Income (Loss) | \$ (81,566) | \$ (139,587) | \$ 4,213,266 | \$ 3,992,113 |
| Adjustments: | | | | |
| Changes in Operating Assets and Liabilities | | | | |
| (Increase) Decrease in Assessments Receivable | | 1,582,866 | (2,608,783) | (1,025,917) |
| (Increase) Decrease in Excess Insurance Recoverable | 86 | (39,139) | (535,529) | (574,582) |
| (Increase) Decrease in Other Receivable | | 515,267 | (584,634) | (69,367) |
| (Increase) Decrease in Prepaid Items | | | (1,500) | (1,500) |
| Increase (Decrease) in Accounts Payables | (2,433) | (126,521) | 359,686 | 230,732 |
| Increase (Decrease) in Unearned Revenue | | 7,070 | | 7,070 |
| Increase (Decrease) in IBNR | (35,000) | (2,315,000) | 6,730,761 | 4,380,761 |
| Net Cash Provided (Used) by Operating Activities | \$ (118,913) | \$ (515,044) | \$ 7,573,267 | \$ 6,939,310 |

**BERGEN MUNICIPAL EMPLOYEE BENEFITS FUND
HISTORICAL OPERATING RESULTS
FROM INCEPTION THROUGH DECEMBER 31, 2021**

| | Closed Years Contingency | Fund Years | |
|-----------------------------------|-----------------------------|---------------------|---------------------|
| | Fund | <u>2020</u> | <u>2021</u> |
| UNDERWRITING INCOME | | | |
| Assessments | \$ 578,164,613 | \$ 34,640,497 | \$ 63,284,332 |
| Other Income (Except Investments) | <u>2,815,823</u> | <u>664,073</u> | <u>811,138</u> |
| | <u>580,980,436</u> | <u>35,304,570</u> | <u>64,095,470</u> |
| INCURRED LIABILITIES | | | |
| Claims | | | |
| Paid | 474,620,298 | 23,725,278 | 41,815,394 |
| Excess Insurance Recoverable | | | (535,529) |
| Loss Reserves | <u>-</u> | <u>-</u> | <u>6,730,761</u> |
| Limited Incurred Claims | <u>474,620,298</u> | <u>23,725,278</u> | <u>48,010,626</u> |
| EXPENSES | | | |
| Excess Insurance Premiums | 28,733,757 | 1,000,741 | 1,643,280 |
| HMO/PPO Premiums | 3,601,459 | 58,940 | 58,858 |
| Medicare Advantage | 7,264,462 | 4,344,488 | 5,571,556 |
| Retiree Surcharge | 102,344 | 24,214 | 215,146 |
| General and Administrative | <u>42,680,891</u> | <u>2,271,077</u> | <u>4,382,738</u> |
| Subtotal Expenses | <u>82,382,913</u> | <u>7,699,460</u> | <u>11,871,578</u> |
| Total Incurred Liabilities | <u>557,003,211</u> | <u>31,424,738</u> | <u>59,882,204</u> |
| UNDERWRITING SURPLUS | 23,977,225 | 3,879,832 | 4,213,266 |
| Investment/Dividend Income | <u>10,381,444</u> | <u>16,985</u> | <u>(4,164)</u> |
| GROSS STATUTORY SURPLUS | 34,358,669 | 3,896,817 | 4,209,102 |
| Equity Distribution | <u>(25,147,933)</u> | <u>-</u> | <u>-</u> |
| NET STATUTORY SURPLUS | <u>\$ 9,210,736</u> | <u>\$ 3,896,817</u> | <u>\$ 4,209,102</u> |

BERGEN MUNICIPAL EMPLOYEE BENEFITS FUND
STATEMENT OF BUDGETARY EXPENSES
FUND YEAR 2021

| <u>Account Description</u> | <u>Modified Budget</u> | <u>Expenses</u> | <u>Loss Reserves</u> | <u>Variance Excess/ (Deficit)</u> |
|-----------------------------|----------------------------|----------------------|--------------------------|---|
| Claims | | | | |
| Medical | \$ 46,483,636 | \$ 36,230,642 | \$ 6,437,685 | \$ 3,815,309 |
| Dental | 2,322,801 | 1,805,148 | 131,154 | 386,499 |
| Prescription | 3,237,288 | 3,244,075 | 161,922 | (168,709) |
| HMO/PPO Premiums | 55,529 | 58,858 | | (3,329) |
| Medicare Advantage | 5,571,556 | 5,571,556 | | - |
| Reinsurance | 1,643,280 | 1,643,280 | | - |
| Loss Fund Contingency | 122,087 | | | 122,087 |
| Retiree Surcharge | 10,000 | 215,146 | | (205,146) |
| General and Administrative | | | | |
| Claims Administration | 1,375,173 | 1,365,183 | | 9,990 |
| Administrator | 611,913 | 611,913 | | - |
| Legal | 25,000 | 25,000 | | - |
| Actuary | 12,000 | 12,000 | | - |
| Auditor | 18,500 | 18,500 | | - |
| Treasurer | 20,257 | 20,257 | | - |
| Risk Management Consultants | 1,441,719 | 1,437,032 | | 4,687 |
| Fund Coordinator - Metro | 330,115 | 330,115 | | - |
| Employee Benefit Consultant | 449,604 | 459,603 | | (9,999) |
| Board Advisor | 18,000 | 18,000 | | - |
| Miscellaneous/Contingency | 316,970 | 85,135 | - | 231,835 |
| | <u>\$ 64,065,428</u> | <u>\$ 53,151,443</u> | <u>\$ 6,730,761</u> | <u>\$ 4,183,224</u> |

**BERGEN MUNICIPAL EMPLOYEE BENEFITS FUND
PROGRAM SUMMARY
FUND YEAR 2021**

| | <u>Coverages</u> | | |
|---------------------------------|---|---------------------|---------------------|
| | <u>Medical</u> | <u>Dental</u> | <u>Prescription</u> |
| Limits: | | | |
| Specific | Unlimited | N/A | Unlimited |
| Aggregate | N/A | N/A | N/A |
| Fund Retention: | | | |
| Specific | \$ 325,000 | N/A | \$ 325,000 |
| Aggregate | No Limit | N/A | No Limit |
| Excess Insurers | Municipal Reinsurance Health Insurance Fund | | |
| Number of Governmental Entities | 20 | 30 | 13 |
| Limited Incurred Claims | <u>\$ 42,668,327</u> | <u>\$ 1,936,302</u> | <u>\$ 3,405,997</u> |
| Exposure Units: | | | |
| Eligible Employees (1) | 4,076 | 2,724 | 836 |
| Limited Incurred Claims/Units | \$ 10,468 | \$ 711 | \$ 4,074 |

(1) Based on December 31, 2021 Census

**BERGEN MUNICIPAL EMPLOYEE BENEFITS FUND
SCHEDULE OF FINDINGS AND RESPONSES
FOR THE YEAR ENDED DECEMBER 31, 2021**

Part I – Summary of Auditor’s Results

Financial Statements

| | | |
|---|-----------------------|----------------------------|
| Type of auditors' report issued: | <u>Unmodified</u> | |
| Internal control over financial reporting: | | |
| 1) Material weakness(es) identified | <u> </u> yes | <u> X </u> no |
| 2) Significant deficiency(ies) identified? | <u> </u> yes | <u> X </u> none reported |
| Noncompliance material to the financial statements noted? | <u> </u> yes | <u> X </u> no |

Part 2 – Schedule of Financial Statement Findings

This section identifies the significant deficiencies, material weaknesses, and instances of noncompliance related to the financial statements that are required to be reported in accordance with Paragraph 5.18-5.20 of *Government Auditing Standards*.

There are none.

**SUMMARY SCHEDULE OF PRIOR YEAR AUDIT FINDINGS
FOR THE YEAR ENDED DECEMBER 31, 2021**

This section identifies the status of prior-year findings related to the financial statements that are required to be reported in accordance with Paragraph 6.12 of *Governmental Auditing Standards*.

STATUS OF PRIOR YEAR FINDINGS

There were none.

COMMENTS AND RECOMMENDATIONS

There are none.

* * * * *

ACKNOWLEDGEMENT

We received the complete cooperation of all the officials of the Fund and we greatly appreciate the courtesies extended to us.